

Hindustan Media Ventures Limited

Corporate Office :
18-20, Kasturba Gandhi Marg,
New Delhi - 110 001
Ph.: 23361234, 66561234
Fax : 66561270

18 JUL 2014

Ref: HMVL/CS/08/2014

The Listing Department
Bombay Stock Exchange Limited
Listing Department
P.J. Tower, Dalal Street
MUMBAI – 400 001

**The National Stock Exchange of
India Limited**
Exchange Plaza, 5th Floor
Plot No C/1, G Block
Bandra-Kurla Complex
Bandra (East)
MUMBAI – 400 051

Scrip Code: 533217
Company Code: HMVL


Dear Sirs,

Sub: Shareholding pattern pursuant to Clause 35 of the Listing Agreement

In terms of the requirements of Clause 35 of the Listing Agreement, enclosed please find the shareholding pattern of the Company as on 30th June, 2014 in the prescribed format.

Please acknowledge receipt.

Thanking you,
Yours faithfully,
For Hindustan Media Ventures Limited



(Tridib Barat)
Company Secretary

Encl: As above.

CIN: L21090BR1918PLC000013

Registered Office :

Budh Marg, Patna - 800001

E-mail: corporatedept@hindustantimes.com

Ph.: 2223434, 2223772, 2223413, 2223314, 2222538

Fax : 2226120

कादमिनी


हिन्दुस्तान

नंदन

(1)(a) STATEMENT SHOWING SHAREHOLDING PATTERN IN CLAUSE-35			
NAME OF THE COMPANY:HINDUSTAN MEDIA VENTURES LIMITED			
SCRIP CODE:	533217	Name of the Scrip: HMVL	
Class of Security:	Equity		
QUARTER ENDED:	30/06/2014		
Partly paid-up shares	No. of partly paid-up shares	As a % of total no. of partly paid-up shares	As a % of total no. of shares of the Company.
Held by promoter/promoter group	0	0	0
Held by Public	0	0	0
Total:	0	0	0
Outstanding convertible securities:	No. of outstanding securities	As a % of total no. of outstanding convertible securities.	As a % of total no. of shares of the Company assuming full conversion of the convertible securities
Held by promoter/promoter group	0	0	0
Held by Public	0	0	0
Total:	0	0	0
Warrants:	No. of warrants	As a % of total no. of warrants	As a % of total no. of shares of the Company, assuming full conversion of warrants
Held by promoter/promoter group	0	0	0
Held by Public	0	0	0
Total:	0	0	0
Total paid-up capital of the Company, assuming full conversion of warrants and convertible securities	73393770 of Rs.10/- Each	0	100.00




CATEGORY CODE	CATEGORY OF SHAREHOLDER	NO OF SHAREHOLDERS	TOTAL NUMBER OF SHARES	NO OF SHARES HELD IN DEMATERIALIZED FORM	TOTAL SHAREHOLDING AS A % OF TOTAL NO OF SHARES		SHARES PLEDGE OR OTHERWISE ENCUMBERED	
					AS a PERCENTAGE of (A+B)	As a PERCENTAGE of (A+B+C)	NUMBER OF SHARES	AS a PERCENTAGE (IX)=(VIII)/(IV)*100
(I)	(II)	(III)	(IV)	(V)	(VI)	(VII)	(VIII)	(IX)=(VIII)/(IV)*100
(A)	PROMOTER AND PROMOTER GROUP							
(1)	INDIAN							
(a)	Individual /HUF	1	508038	508038	0.69	0.69	0	0.00
(b)	Central Government/State Government(s)	0	0	0	0.00	0.00	0	0.00
(c)	Bodies Corporate	1	54533458	54533458	74.30	74.30	0	0.00
(d)	Financial Institutions / Banks	0	0	0	0.00	0.00	0	0.00
(e)	Others	0	0	0	0.00	0.00	0	0.00
	Sub-Total A(1) :	2	55041496	55041496	74.99	74.99	0	0.00
(2)	FOREIGN							
(a)	Individuals (NRIs/Foreign Individuals)	0	0	0	0.00	0.00	0	0.00
(b)	Bodies Corporate	0	0	0	0.00	0.00	0	0.00
(c)	Institutions	0	0	0	0.00	0.00	0	0.00
(d)	Qualified Foreign Investor	0	0	0	0.00	0.00	0	0.00
(e)	Others	0	0	0	0.00	0.00	0	0.00
	Sub-Total A(2) :	0	0	0	0.00	0.00	0	0.00
	Total A=A(1)+A(2)	2	55041496	55041496	74.99	74.99	0	0.00
(B)	PUBLIC SHAREHOLDING							
(1)	INSTITUTIONS						NA	NA
(a)	Mutual Funds /UTI	8	9555671	9555671	13.02	13.02		
(b)	Financial Institutions /Banks	5	584001	583876	0.80	0.80		
(c)	Central Government / State Government(s)	0	0	0	0.00	0.00		
(d)	Venture Capital Funds	0	0	0	0.00	0.00		
(e)	Insurance Companies	0	0	0	0.00	0.00		
(f)	Foreign Institutional Investors	5	1078506	1078506	1.47	1.47		
(g)	Foreign Venture Capital Investors	0	0	0	0.00	0.00		
(h)	Qualified Foreign Investor	0	0	0	0.00	0.00		
(i)	Others	0	0	0	0.00	0.00		
	Sub-Total B(1) :	18	11218178	11218053	15.28	15.28		
(2)	NON-INSTITUTIONS						NA	NA
(a)	Bodies Corporate	190	4284058	4283158	5.84	5.84		
(b)	Individuals							
	lakh	3906	1095061	1075288	1.49	1.49		
	(ii) Individuals holding nominal share capital in excess of Rs.1 lakh	17	1566982	1566982	2.14	2.14		
(c)	Others							



CATEGORY CODE	CATEGORY OF SHAREHOLDER	NO OF SHAREHOLDERS	TOTAL NUMBER OF SHARES	NO OF SHARES HELD IN DEMATERIALIZED FORM	TOTAL SHAREHOLDING AS A % OF TOTAL NO OF SHARES		SHARES PLEDGE OR OTHERWISE ENCUMBERED	
					AS a PERCENTAGE of (A+B)	As a PERCENTAGE of (A+B+C)	NUMBER OF SHARES	AS a PERCENTAGE
(I)	(II)	(III)	(IV)	(V)	(VI)	(VII)	(VIII)	(IX)=(VIII)/(IV)*100
	Non Resident Indians	116	121430	121430	0.17	0.17		
	Clearing Members	19	24015	24015	0.03	0.03		
	Trusts	1	42550	42550	0.06	0.06		
(d)	Qualified Foreign Investor	0	0	0	0.00	0.00		
	Sub-Total B(2) :	4249	7134096	7113423	9.72	9.72		
	Total B=B(1)+B(2) :	4267	18352274	18331476	25.01	25.01		
	Total (A+B) :	4269	73393770	73372972	100.00	100.00		
(C)	SHARES HELD BY CUSTODIAN, AGAINST WHICH DEPOSITORY RECEIPTS HAVE BEEN ISSUED				NA		NA	NA
(1)	Promoter and Promoter Group	0	0	0	0.00	0.00		
(2)	Public	0	0	0	0.00	0.00		
	GRAND TOTAL (A+B+C) :	4269	73393770	73372972	NA	100.00	0	0.00


NA-Not Applicable




(I)(b) Statement showing holding of securities (including shares, warrants, convertible securities) of persons belonging to the category "Promoter and Promoter Group"											
Sr.No	Name of the Shareholder	Details of Shares held		Encumbered shares (*)			Details of Warrants		Details of convertible securities		Total Shares (including underlying shares assuming full conversion of warrants and convertible securities) as a % of diluted share capital
		No. of Shares held	As a % of grand total (A)+(B)+(C)	Pledge Shares	AS a percentage	AS a % of grand total (A) + (B) + (C) of sub-clause (I)(a)	Number of warrants held	As a % of total number of warrants of the same class	Number of convertible securities held	As a % of total number of convertible securities of the same class	
(i)	(ii)	(iii)	(iv)	(v)	(vi)=(v)/(iii)*100	(vii)	(viii)	(ix)	(x)	(xi)	(xii)
1	HT MEDIA LIMITED	54533458	74.30	0	0.00	0.00	0	0.00	0	0.00	74.30
2	NARESH KUMAR GUPTA (As a trustee of HT Group Companies Employees stock option Trust)	508038	0.69	0	0.00	0.00	0	0.00	0	0.00	0.69
	TOTAL :	55041496	74.99	0	0.00	0.00	0	0.00	0	0.00	74.99



Statement showing holding of securities (including shares, warrants, convertible securities) of persons belonging to the category "Public" and holding more than 1% of the total number of shares							
Name of the shareholder	Number of shares held	Shares as a percentage of total number of shares (i.e., Grant total (A)+(B)+(C) indicated in Statement at para (I)(a) above)	Details of warrants		Details of convertible securities		Total shares (including underlying shares assuming full conversion of warrants and convertible securities) as a % of diluted share capital)
			Number of warrants held	As a % of total number of warrants of the same class	Number of convertible securities held	% w.r.t total number of convertible securities of the same class	
RELIANCE CAPITAL TRUSTEE CO. LTD A/C RELIANCEEQUITY OPPORTUNITIES FUND	4462062	6.08	0	0.00	0	0.00	6.08
HDFC TRUSTEE COMPANY LTD HDFC MF MONTHLY INCOME PLAN LONG TERM PLAN	2118876	2.89	0	0.00	0	0.00	2.89
RELIANCE CAPITAL TRUSTEE CO LTD A/C RELIANCE MONTHLY INCOME PLAN	1664143	2.27	0	0.00	0	0.00	2.27
AZIM HASHAM PREMJI	840397	1.15	0	0.00	0	0.00	1.15
KOTAK MAHINDRA (UK) LTD A/C KOTAK INDIA FOCUSFUNDII	750000	1.02	0	0.00	0	0.00	1.02
TOTAL :	9835478	13.40	0	0.00	0	0.00	13.40



Statement showing holding of securities (including shares, warrants, convertible securities) of persons (together with PAC) belonging to the category "Public" and holding more than 5% of the total number of shares of the company							
Name(s) of the shareholder(s) and the Persons Acting in Concert (PAC) with them	Number of shares held	Shares as a percentage of total number of shares (i.e., Grant total [A]+[B]+[C] indicated in Statement at para (1)(a) above)	Details of warrants		Details of convertible securities		Total shares (including underlying shares assuming full conversion of warrants and convertible securities) as a % of diluted share capital)
			Number of warrants held	As a % total number of warrants of the same class	Number of convertible securities held	% w.r.t total number of convertible securities of the same class	
RELIANCE CAPITAL TRUSTEE CO. LTD A/C RELIANCE EQUITY OPPORTUNITIES FUND	4462062	6.08	0	0.00	0	0.00	6.08
TOTAL :	4462062	6.08	0	0.00	0	0.00	6.08



(I)(d)		"STATEMENT SHOWING DETAILS OF LOCKED-IN SHARES"	
Sr.No.	Name of the shareholder	Number of locked-in shares	Locked-in shares as a (%) percentage of total number of shares {i.e, Grand Total (A)+(B)+(C) Indicated in Statement at para (I)(a) above}
	TOTAL :	0	0



(II)(a)	STATEMENT SHOWING DETAILS OF DEPOSITORY RECEIPTS (DRs)			
Sr.No.	Type of outstanding DR (ADRs,GDRs,SDRs,etc.)	Number of outstanding DRs	Number of shares underlying outstanding DRs	Shares underlying outstanding DRs as a percentage of total number of shares {i.e., Grand Total (A)+(B)+(C) indicated in Statement at Para(I)(a) above}
	TOTAL :	0	0	0



(II)(b)	Statement showing Holding of Depository Receipts (DRs), where underlying shares held by "Promoter/Promoter group" are in excess of 1% of the total number shares.			
Sr.No.	Name of the DR Holder	Type of outstanding DR (ADRs,GDRs,SDRs, etc.)	Number of shares underlying outstanding DRs	Shares underlying outstanding DRs as a percentage of total number of shares {i.e., Grand Total (A)+(B)+(C) indicated in Statement at para(I)(a) above}
	TOTAL :		0	0

